



# Great European Models

European Equities  
Large and Mid Caps



29 MARCH 2019  
ID SHARE CLASS

## Business Models Investment Process

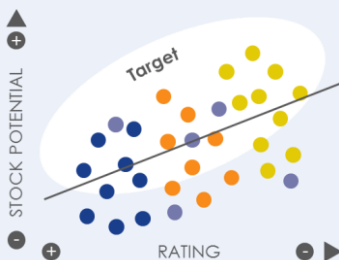
Nowadays, companies are facing three major issues: **Globalisation**, **Digitalisation** and **Regulation**.

Companies are no longer developing at a constant pace. Therefore, it is necessary to:

- Analyse the lifecycle of the companies, score and segment Business Models



- Seek attractive upside potential/rating company profiles



Our investment philosophy, integrating ESG criteria, aims to assess a company's upside potential as a function of its positioning in its lifecycle and to benefit from upward or downward trends in market stock's valuation.

## Investment universe

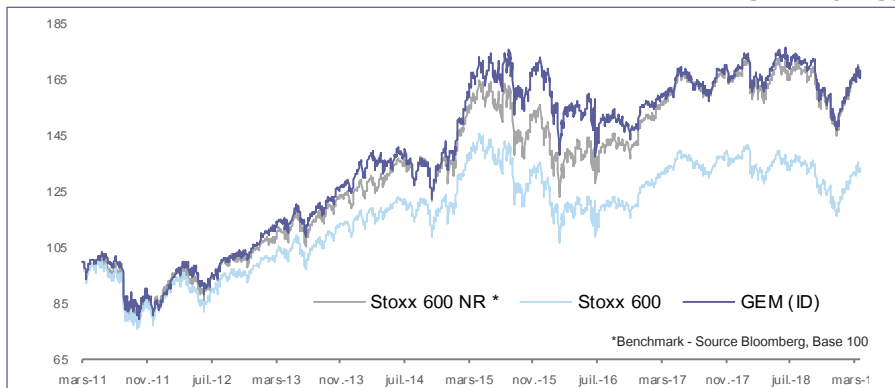
The fund invests predominantly in European large and mid caps.

## Risk / Return Profile

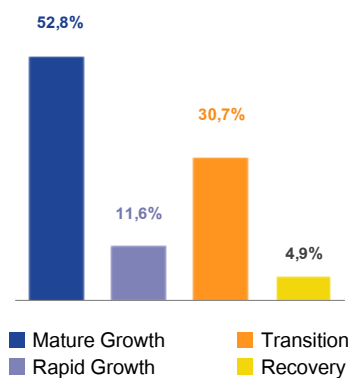


**Risk associated with discretionary investment management** • Risk of loss of capital • Equity risk • Small caps risk • Emerging equities risk • Derivatives market risk • High yield market risk • Interest rate risk • Credit risk • Default risk • Foreign exchange market risk • Liquidity risk.

NAV (ID share class) 3076,94  
Fund Total Assets 223,6M€



## Business Models Breakdown



## Performances & Risk Indicators

	GEM (ID)	Stoxx 600	Stoxx 600 NR*
Perf. 2012	22,3%	14,4%	18,2%
Perf. 2013	23,8%	17,4%	20,8%
Perf. 2014	6,2%	4,4%	7,2%
Perf. 2015	20,6%	6,8%	9,6%
Perf. 2016	-7,4%	-1,2%	1,7%
Perf. 2017	8,5%	7,7%	10,6%
Perf. 2018	-11,0%	-13,2%	-10,8%
Perf. YTD- 2019	11,9%	12,3%	13,0%
Perf. 5 years	22,7%	13,4%	30,1%
Perf. Inception (a)	68,6%	33,7%	68,6%
Volatility 5 years	13,7%	14,5%	14,6%
Volatility 1 year	10,9%	11,7%	11,7%
Béta**	0,90		
Tracking error**	3,1		

Source Bloomberg - Montpensier Finance / (a) 03/03/2011

\*Benchmark Net return / \*\*vs Benchmark / Volatility and TE calculation : Friday NAV, rolling weekly steps / Performance calculation: rolling month-end NAV | Past performance is not indicative of current or future results. The fund undertakes risks that may lead to a loss of capital.

## Sector Breakdown

	Port.	Index
Industrial Goods & Serv.	25,8%	10,9%
Health Care	10,5%	13,8%
Personal & Household G.	10,3%	8,5%
Oil & Gas	7,6%	7,0%
Retail	6,6%	2,9%
Banks	5,8%	10,3%
Chemicals	5,4%	4,2%
Travel & Leisure	5,3%	1,6%
Technology	4,6%	5,2%
Construction & Materials	3,1%	3,0%
Insurance	3,1%	6,1%
Automobiles & Parts	2,8%	2,6%
Food & Beverage	2,5%	7,5%
Media	2,1%	2,0%
Basic Resources	1,6%	3,1%
Telecommunications	1,5%	3,2%
Utilities	1,4%	4,1%
Financial Services	0,0%	2,0%
Real Estate	0,0%	2,0%

Source Montpensier Finance / Stoxx

## Country Breakdown

	Port.	Index
France	20,9%	15,9%
United Kingdom	19,2%	26,5%
Netherlands	15,8%	7,0%
Germany	13,0%	13,1%
Ireland	7,4%	2,1%
Switzerland	6,6%	14,0%
Belgium	3,4%	1,8%
Others	13,7%	19,5%

Source Montpensier Finance / Stoxx

## Main Holdings

Thalès	4,8%
Linde Plc	4,5%
Unilever NV / Unilever Plc	3,9%
Téléperformance	3,7%
KBC Group	3,2%
Puma	2,9%
Airbus Group	2,9%
Zurich Financial Services Nom	2,9%
SAP	2,8%
Koninklijke Ahold Delhaize	2,8%

■ Mature Growth BM ■ Transition BM ■ Rapid Growth BM ■ Recovery BM Source Montpensier Finance

BEFORE ANY INVESTMENT, PLEASE CAREFULLY READ THE KIID AND PROSPECTUS OF THE UCIT  
Presented performance refer to ID share class. See full disclaimer overleaf



## Portfolio

Markets extended their rally during March at a more moderate pace. Despite sharp downgrades in 2019 outlook among major economic forecasts, the promise of fresh liquidity facilities from the central banks drove the indices higher. The fund underperformed slightly due to slower progress among our Mature Growth Business Models (BM). Although Compass, Unilever and Reckitt Benckiser contributed positively, Thalès lost momentum this month and KBC was impacted by the downturn in interest rates, along with the whole banking sector, which the fund is underexposed to. Our Transition BMs also weighed slightly on performance due to profit taking in Fnac Darty following a strong year-to-date performance, and Drillisch which was hit by fears over its investment potential in the 5G market. On the other hand, our Rapid Growth BMs extended their excellent performances, particularly Qiagen and Puma. Lastly, despite our low exposure to Recovery BMs, this category boosted the fund's performance due to judicious stock-picking, notably in Subsea 7 which rallied further. During March, we increased our weighting in the travel & leisure and retail sectors. We also reduced our exposure to banks and to tech stocks by selling Atos, which had rallied sharply recently, given the group's lack of dynamic sales momentum in the US.

## Investment approach

The objective of the fund is to achieve annualised capital appreciation in the long term through a risk adjusted outperformance against the benchmark. The stocks are picked on an active, fundamental, bottom up, discretionary and unconstrained approach. The recommended minimum investment horizon is five years.

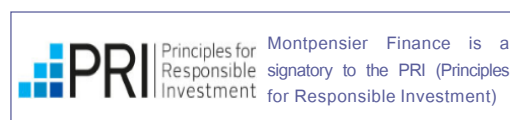
## Investment Universe

The fund will invest its assets in equity and equity related securities issued by companies that are headquartered in the European Union, or conduct the preponderant part of their activity in the European Union.

## Fund data

Legal Status	SICAV UCITS V
Inception date of the FCP Best Business Models	23rd September 2010
Inception date of the SICAV from the FCP merger	10th February 2016
Currency	EUR
Approved for public distribution in	France, Belgium Luxembourg, Switzerland
Management fee	IC / ID: 1.50% RC / RD : 2.25% IPC / IPD : 1.00%
Performance fee	IC / ID / IPC / IPD RC / RD (cf. prospectus)
Isin	IC : FR0013083656 ID : FR0013084373 IPC : FR0013183118 IPD : FR0013183126 RC : FR0013084381 RD : FR0013084399
Bloomberg	IC : MFGEMIC FP ID : MFGEMID FP IPC : MFGEMPC FP IPD : MFGEMPD FP RC : MFGEMRC FP RD : MFGEMRD FP
Asset Management Company	Montpensier Finance
Custodian	CACEIS Bank
Valuation	Daily (Caceis)
Cut-off	11:30 AM CET
Investment horizon	5 years minimum
PEA - Eligible (applicable in France only)	Yes

Approved for public distribution in:



**Legal notices:** The present document is for simplified informative purposes only and represents 1) neither a proposal, purchase offer or any other type of transaction relating to the financial instruments described herein; 2) nor a form of investment advice. It is important to READ THE MOST RECENT VERSION OF THE PROSPECTUS AND THE KIID (available on our website: [www.montpensier.com](http://www.montpensier.com)) before making any investment decisions with regard to the financial instruments described in the present document. Future investors must take the necessary steps to determine how much they can invest, on the basis of their knowledge of financial markets, the legal, tax and accounting considerations which apply to their specific situation. The opinions expressed in the present document may be modified without prior notice. Investors are responsible for ensuring that they are in possession of the most recent available version of the present document. PAST PERFORMANCES ARE NO GUARANTEE OF CURRENT OR FUTURE RESULTS. THERE IS NO GUARANTEE ON CAPITAL. Performance data do not reflect the fees that may be charged on issue and redemption of shares. Morningstar™ rating is not guaranteed to be accurate, complete or timely. This document is not certified by the auditors, and will not involve the responsibility of Montpensier Finance. Applicants for the subscription of the Fund will be required not to be Private Customers in the sense of current regulations in force in the United Kingdom.